

■ 鈦酸鋇環形壓敏電阻器 STRONTIUM TITANATE RING VARISTOR

● 特性 FEATURES

- * 本元件由鈦酸鋇燒制而成。
- * 用于低壓範圍 $E_{10}=1.5\sim 60V$ 。
- * 具有大電容量，可在甚寬的頻率範圍內吸收噪音。
- * 具有較大的電壓非線性系數，吸收浪涌能力强，而且具有高可靠性自復原能力。
- * 具有壓敏和電容複合功能，對前沿短的脈衝具有良好的吸收效果。
- * 壓敏電壓 E_{10} 溫度系數小。
- * 耐焊接性好，焊接後 E_{10} 變化率小。伏安特性無方向性。

Conductor ceramic is made of titanium oxide and strontium. Used in the range of low voltage $E_{10}=1.5\sim 60V$.

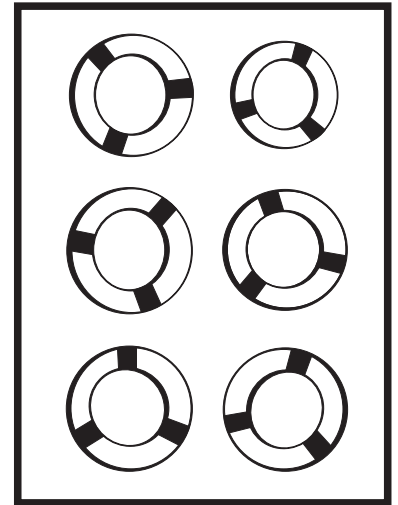
Wide capacitance ,absorb the noise in a wide frequency range.

Excellent non-linearity voltage; High capability to absorb surge and high reliability to recover itself.

With the function both of capacitor and varistor. It can absorb forward short pulse.

Small temperature coefficient of voltage E_{10} .

Excellent soldering-resistance, small E_{10} changing after soldering.



● 用途 APPLICATIONS

用于微型直流馬達的火花消除和噪音吸收。 Eliminates sparks between governor contact and commutators and brushes, absorb noise in small Motors

● 訂貨方式 HOW TO ORDER

$\frac{F}{(1)}$ $\frac{S}{(2)}$ $\frac{R}{(3)}$ $\frac{III}{(4)}$ $\frac{A}{(5)}$ $\frac{050}{(6)}$ $\frac{080}{(7)}$

(1)

公司Company	
F	風華公司FengHua

(2)

材料Material	
S	SrTiO3 鈦酸鋇

(3)

電極位置Electrode posction	
S	側面Side
R	正面Surface

(4)

電極數Number of Electrode	
III	三極 3 Poles
V	五極 5 Poles

(5)

外形尺寸 ϕ D(mm) External Dimensions		
	外徑 ϕ D(mm)	內徑 ϕ D(mm)
A	10.7	6.7
B	9.4	5.7
C	8.6	5.7

(6)

下限電壓 E_{10} (V) Lower Limit Voltage	
例Ex	記號 $\times 0.1$
050	5.0

(7)

上限電壓 E_{10} (V) Upper Limit Voltage	
例Ex	記號 $\times 0.1$
080	8.0

鈦酸鋇環形壓敏電阻器

STRONTIUM TITANATE RING VARISTOR

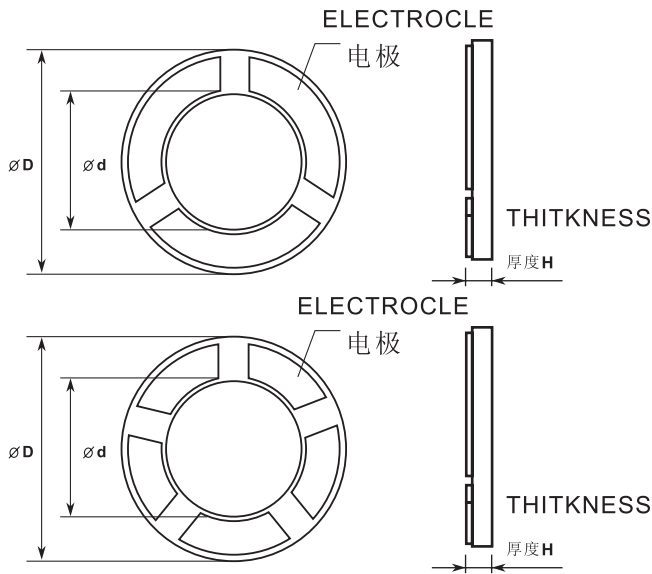


圖1 鈦酸鋇環形壓敏電阻器正面電極產品外形圖
STR CERAMIC RING VARISTOR OF SURFACE
ELECTRODE TYPE

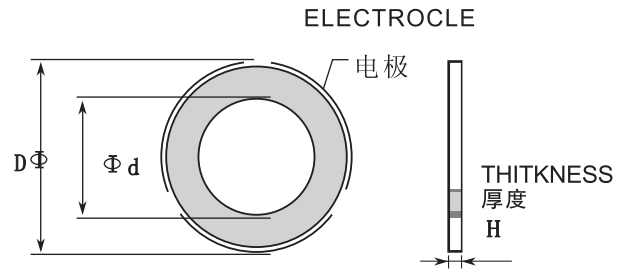


圖2 鈦酸鋇環形壓敏電阻器側面電極產品外形圖
STR CERAMIC RING VARISTOR OF SIDE
ELECTRODE TYPE

● 外形尺寸 EXTRNAL DIMENSIONS

單位 (Unit):mm

尺寸代碼 The size of code	外徑 ϕD	內徑 ϕd	厚度 H
A	10.7 ± 0.2	6.7 ± 0.2	≤ 1.05
B	9.4 ± 0.3	5.8 ± 0.2	≤ 1.05
C	8.6 ± 0.2	5.7 ± 0.2	≤ 0.85
C _o	8.6 ± 0.2	5.0 ± 0.2	≤ 0.8
D	8.0 ± 0.2	5.0 ± 0.2	≤ 0.8
E	7.8 ± 0.2	5.3 ± 0.2	≤ 0.7
F _o	6.6 ± 0.2	4.7 ± 0.2	≤ 0.75
F	6.6 ± 0.2	3.7 ± 0.2	≤ 0.9
G	6.0 ± 0.2	3.7 ± 0.2	≤ 0.8
G _o	6.0 ± 0.2	4.0 ± 0.2	≤ 0.8
H	3.7 ± 0.2	2.5 ± 0.2	≤ 0.65
I	3.1 ± 0.2	2.1 ± 0.2	≤ 0.65
J	3.0 ± 0.2	2.0 ± 0.2	≤ 0.5
K	4.2 ± 0.2	2.8 ± 0.2	≤ 0.65
N	2.4 ± 0.15	1.8 ± 0.15	≤ 0.5
T	11.7 ± 0.3	7.4 ± 0.4	≤ 1.2
W	12.7 ± 0.2	9.5 ± 0.2	≤ 1.0
Y	14.0 ± 0.3	7.5 ± 0.2	≤ 1.3
Z	16.0 ± 0.4	9.4 ± 0.3	≤ 1.3

※ 若顧客在外形尺寸上有特殊要求，我們可根據顧客的圖紙設計生產。

Mark indicates non-standard code for customers design requirements.

● 規格型號一覽 (A型) PART NUMBERS (TYPE A)

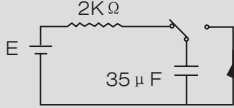
規格型號 Type	測試電流 Measuring current(mA)	10毫安壓敏電壓 E ₁₀ Voltage(V)	靜態電容量 Capacitance 1KHZ (nf)	電極數 Number of Electrode
FSR3A020045	10	2.0~4.5	5 min.	3
FSR3A040066	10	4.0~6.6	5 min.	3
FSR3A050080	10	5.0~8.0	5 min.	3
FSR3A060090	10	6.0~9.0	5 min.	3
FSR3A080120	10	8.0~12.0	5 min.	3
FSR3A090140	10	9.0~14.0	5 min.	3
FSR3A100150	10	10.0~15.0	5 min.	3
FSR3A130180	10	13.0~18.0	5 min.	3
FSR3A170300	10	17.0~30.0	5 min.	3

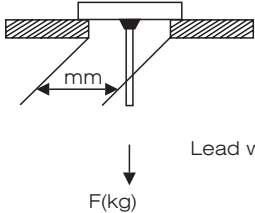
● 技術性能 PERFORMANCE PARAMETER

項目 Item	性能指標 Specified Value	測試方法及摘要 Test Methods and Remarks
1、使用環境溫度 Operating Temperature range	-25℃~+120℃ 50℃~120℃時參考降負荷曲線 For the range 50 to 120℃, refer to the derating curve	
2、存放環境溫度 Storage Temperature range	5℃~+35℃	
3、額定功率 Rated Power	因產品規格而異 Refer to individual specification	
4、E ₁₀ 特性 E ₁₀ Characteristic	因產品規格而異 Refer to individual specification	(在25±5℃) E: 恒流電源 Constant-current source A: 數字電流計 Digital ammeter V: 數字電壓計 Digital Voltmeter
5、靜電容量 Capacitance	因產品規格而異 Refer to individual specification	測試頻率Measuring frequency: 1KHZ ± 10% 測試電壓Measuring voltage: 1.0 ± 0.5Vrms 測試溫度Measuring Temperature: 25 ± 5℃
6、非線性系數 Non-linear Coefficient α (at 25 ± 5℃)	因產品規格而異 Refer to individual specification $\alpha = \frac{1}{\lg E_{10}/E_1}$ E ₁ : 通1mADC直流電時的壓敏電壓 Voltage at referece current with application of 1mADC E ₁₀ : 通10mADC直流電時的壓敏電壓 Voltage at referece current with application of 10mADC	E: 恒流電源 Constant-current source A: 數字電流計 Digital ammeter V: 數字電壓計 Digital Voltmeter

鈦酸鋇環形壓敏電阻器

STRONTIUM TITANATE RING VARISTOR

項目 Item	性能指標 Specified Value	測試方法及摘要 Test Methods and Remarks
7、溫度特性 Temperture characteristic	± 0.3%/°C	<p>分別在25°C、50°C測出E₁₀的壓敏電壓計算出來。 Measurement of vottage at reference at 25°C and 50°C shall made for the calculation by the following formula:</p> $\frac{E_{10}(50^{\circ}\text{C})-E_{10}(25^{\circ}\text{C})}{E_{10}(25^{\circ}\text{C})} \times \frac{100}{(50^{\circ}\text{C}-25^{\circ}\text{C})} (\%/^{\circ}\text{C})$
8、耐脈衝 Pulse resistance	變化率小于: 10% Change rate E ₁₀ < 10%	 <p>在上圖所示電路中，壓敏電阻在20秒內承受10次衝擊，然後測其壓敏特性。 Varistors shall be subjected to 10 times discharge form a capacitor shown in the above circuit with an interval of 20 seconds, and then measured varistor voltage.</p>
9、耐濕性 Moisture resistance	變化率小于10% Change rate E ₁₀ < 10%	<p>壓敏電阻在60±2°C，90~95%RH時，經240±8小時耐濕性測試，然後在空氣中放置1~2小時後測試。 Varistors shall be subjected to humidity test for 240±8 hrs. at 60±2°C and 90 to 95%RH. After removal from the temperature oven. Varistor shall be placed at for 1 to 2 hrs, and then measured.</p>
10、耐熱性 Heat resistance	變化率小于10% Change rate E ₁₀ < 10%	<p>在設定溫度125±5°C，持續時間240±8小時後，取出放置1~2小時後測試。 Ambient 125±5°C, Duration 240±8 hrs. Measurement shall be made after 1 to 2 hrs, after removal.</p>

項目 Item	性能指標 Specified Value	測試方法及摘要 Test Methods and Remarks								
11、耐寒性 Cold resistance	變化率小于10% Change rate $E_{10} \leq 10\%$	在設定溫度 $-30 \pm 3^\circ\text{C}$ ，持續時間 240 ± 8 小時後，取出放置1~2小時後測試。 Ambient $-30 \pm 3^\circ\text{C}$, Duration 240 ± 8 hrs. Measurement shall be made after 1 to 2 hrs, after removal.								
12、耐焊性 Soldering	變化率小于10% Change rate $E_{10} \leq 10\%$	在 $350^\circ\text{C} \pm 10^\circ\text{C}$ 用含錫量60%的焊錫焊接0.5秒，放置1~2小時後測量。 In $350^\circ\text{C} \pm 10^\circ\text{C}$ use 60% tin solder for 0.5 s, then measure after 1~2 hrs. <table border="1" data-bbox="1023 636 1430 891"> <tr> <td>Tool</td> <td>Soldering iron</td> </tr> <tr> <td>Soldering material</td> <td>Soft solder stick (sn:60%) (containing flux)</td> </tr> <tr> <td>Temp($^\circ\text{C}$)</td> <td>$350^\circ\text{C} \pm 10^\circ\text{C}$</td> </tr> <tr> <td>Touching time(sec.)</td> <td>0.5 s</td> </tr> </table> Measurement shall be made after 1 to 2 hrs, after removal.	Tool	Soldering iron	Soldering material	Soft solder stick (sn:60%) (containing flux)	Temp($^\circ\text{C}$)	$350^\circ\text{C} \pm 10^\circ\text{C}$	Touching time(sec.)	0.5 s
Tool	Soldering iron									
Soldering material	Soft solder stick (sn:60%) (containing flux)									
Temp($^\circ\text{C}$)	$350^\circ\text{C} \pm 10^\circ\text{C}$									
Touching time(sec.)	0.5 s									
13、電極抗拉性 Tensile strength electrode	因產品規格而異 Refer to individual specification	 <table border="1" data-bbox="1007 1238 1430 1422"> <tr> <td>引線Lead wire(mm)</td> <td>視產品大小而異</td> </tr> <tr> <td>負荷Load (kg)</td> <td>視產品大小而異</td> </tr> <tr> <td>受力方向 Direction</td> <td>反向 Vertical (Electrode VS lead)</td> </tr> </table>	引線Lead wire(mm)	視產品大小而異	負荷Load (kg)	視產品大小而異	受力方向 Direction	反向 Vertical (Electrode VS lead)		
引線Lead wire(mm)	視產品大小而異									
負荷Load (kg)	視產品大小而異									
受力方向 Direction	反向 Vertical (Electrode VS lead)									
14、抗折性 Bending strength of body	因產品規格而異 Refer to individual specification	